

Chapter 21: Angles

Classify the angles as acute, obtuse or right.

1.



2.



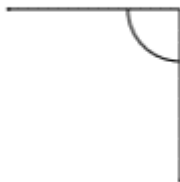
3.



4.



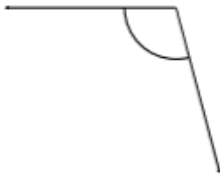
5.



6.



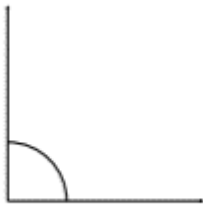
7.



8.



9.



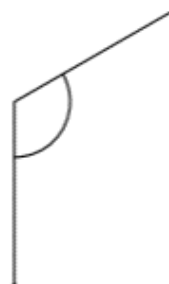
10.



11.

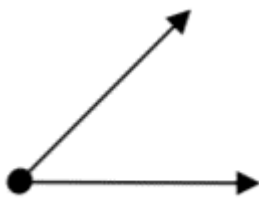


12.



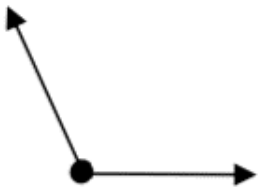
Choose the best estimate of the size of the angles shown.

1.



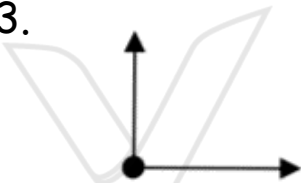
- A. 45°
- B. 90°
- C. 5°
- D. 135°

2.



- A. 180°
- B. 90°
- C. 120°
- D. 170°

3.



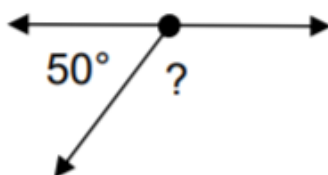
- A. 15°
- B. 75°
- C. 105°
- D. 90°

4.



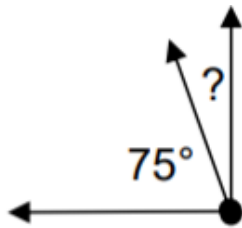
- A. 25°
- B. 70°
- C. 165°
- D. 135°

5.



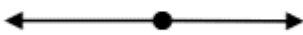
- A. 75°
- B. 110°
- C. 130°
- D. 85°

6.



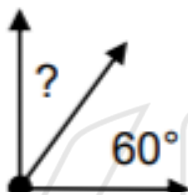
- A. 5°
- B. 10°
- C. 15°
- D. 25°

7.



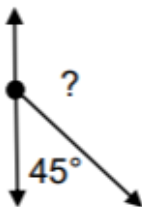
- A. 90°
- B. 180°
- C. 100°
- D. 45°

8.



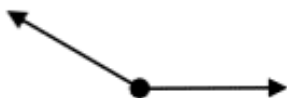
- A. 25°
- B. 120°
- C. 65°
- D. 180°

9.



- A. 120°
- B. 135°
- C. 20°
- D. 95°

10.



- A. 180°
- B. 110°
- C. 90°
- D. 135°