


Chapter 2: Counting Numbers Up to 10


i. Count how many of each animal you see. Write the answers in the box provided below.



Cats


Dogs

ii. Count the number of butterflies in each box and colour the correct number.




A rectangular box containing nine butterfly silhouettes arranged in three rows and three columns.

8 7 9 6



A rectangular box containing five butterfly silhouettes scattered across the space.

4 3 6 5



A rectangular box containing four butterfly silhouettes arranged in two rows and two columns.

5 4 3 6




A rectangular box containing six butterfly silhouettes arranged in two rows and three columns.

2 3 8 7


iii. Count the animals in each box and colour the correct number.




5 9 7 6



8 9 6 7

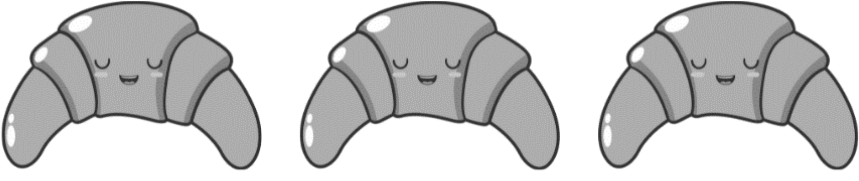
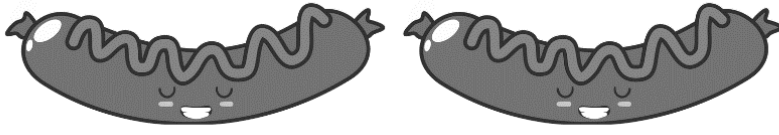

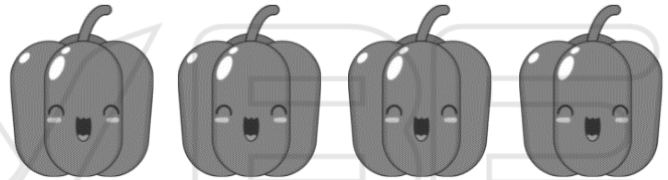





4 5 7 6


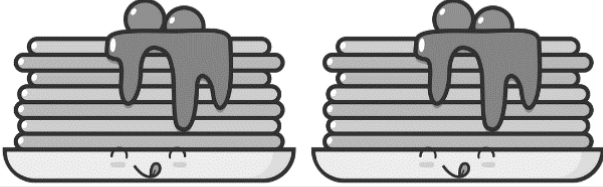
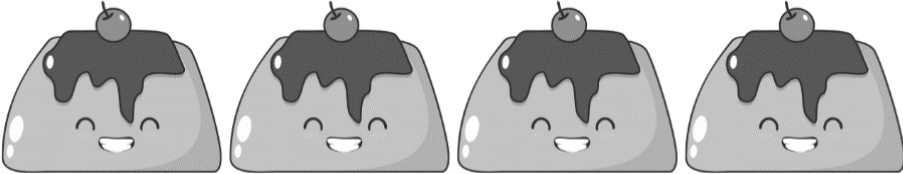



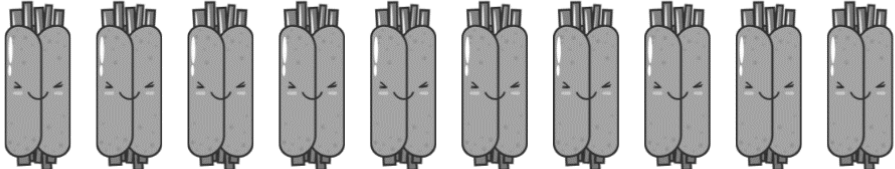


8 9 6 10



iv. How many food elements do you count?
Write the number in the box next to it.

v. How many food elements do you count?
Write the number in the box next to it.

vi. Count and colour the exact number of cats.

3	
5	
2	
6	
9	
4	
7	

vii. Make a match.

3

5

8

7

1


6

9

2

10

4



viii. Write the numbers that come before and after the numbers in the middle.

<input type="text" value="7"/>	8	<input type="text" value="9"/>
--------------------------------	---	--------------------------------

<input type="text"/>	2	<input type="text"/>
----------------------	---	----------------------

<input type="text"/>	7	<input type="text"/>
----------------------	---	----------------------

<input type="text"/>	6	<input type="text"/>
----------------------	---	----------------------

<input type="text"/>	4	<input type="text"/>
----------------------	---	----------------------

<input type="text"/>	9	<input type="text"/>
----------------------	---	----------------------

<input type="text"/>	3	<input type="text"/>
----------------------	---	----------------------

<input type="text"/>	10	<input type="text"/>
----------------------	----	----------------------

<input type="text"/>	5	<input type="text"/>
----------------------	---	----------------------

<input type="text"/>	1	<input type="text"/>
----------------------	---	----------------------

ix. Fill in the blanks.

